

4

3

2

1

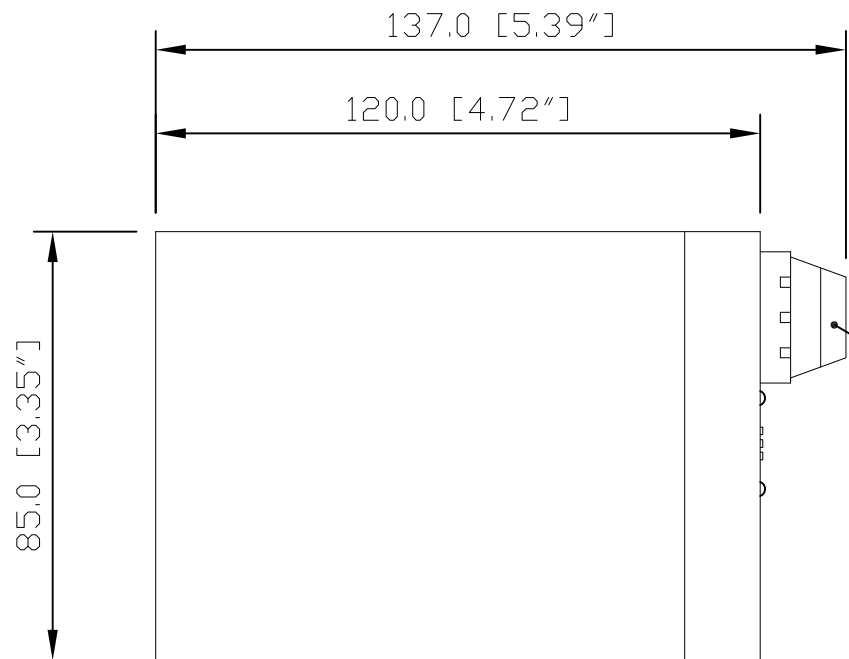
© COPYRIGHT 2009 BY TYCO ELECTRONIC. ALL RIGHTS RESERVED.

LOC E DIST B

REVISIONS

P	LTR	DESCRIPTION	DATE	DWN	APVD
A		ORIGINAL	18-MAR-03	L.T.	A.G.
B		ITEM LIST ADDED (JZ00 0015 04)	14-JUN-04	P.D.	A.G.
C		ECR-06-014970	21-JUN-06	P.S.	A.G.
D		ECR-08-007910	28-MAR-08	J.D	A.G.
E		ECR-09-016057	20-JUL-09	P.B	A.G.
F		ECR-10-012818 ECR-10-012823	14-JUN-10	S.L.	A.B.

TOP VIEW



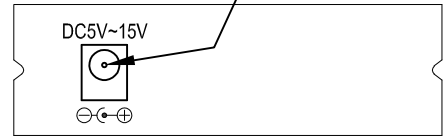
FIBER CONNECTIONS WITH BLANKING PLUG

CHASSIS MOUNT HOLES

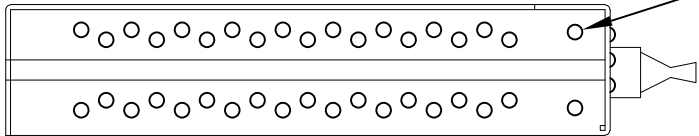
NOTE: POWER SUPPLY IS EUP COMPLIANT

POWER INPUT SOCKET

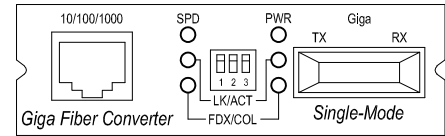
85.0 [3.35"]



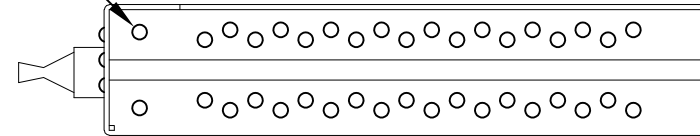
REAR VIEW



SIDE VIEW

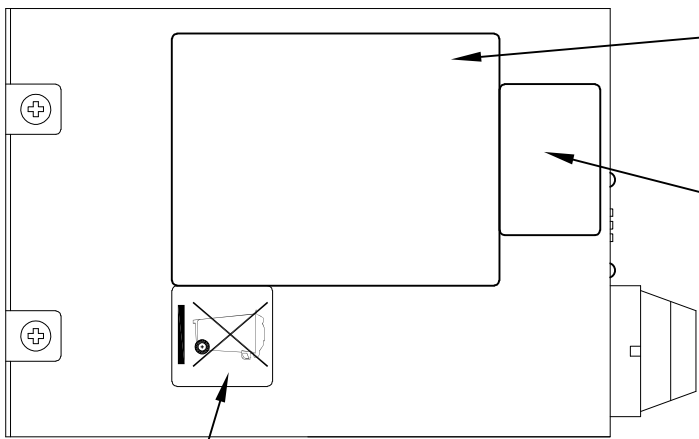


FRONT VIEW



SIDE VIEW

26.0 [1.02"]



BASE VIEW

SERIAL NUMBER AND CE LABEL

FIBER SPECIFICATION LABEL

WEEE LABEL

ITEM	QUANTITY
MODULE	1
MOUNTING BRACKET	2
MOUNTING SCREW	4
POWER ADAPTER	1 *
USER GUIDE	1

* POWER ADAPTER IS NOT SUPPLIED WITH PART NUMBER 0-1591022-0

PART ISSUE	PART NUMBER	COUNTRY
F	0-1591022-1	US
F	0-1591022-2	EU
F	0-1591022-6	AU
F	0-1591022-7	UK
F	0-1591022-8	IN
F	0-1591022-9	US 240V
F	2-1591022-0	AR
F	6-1591022-0	KR
F	7-1591022-0	JP

POWER ADAPTER

STANDARD PAINT FINISH: BLACK POWDER COAT

THIS DRAWING IS A CONTROLLED DOCUMENT FOR AMP INCORPORATED. IT IS SUBJECT TO CHANGE AND THE CONTROLLING ENGINEERING ORGANIZATION SHOULD BE CONTACTED FOR THE LATEST REVISION.		DWN S.Lambourn 14 JUN 10
DIMENSIONS: mm		CHK P.Bickley 14 JUN 10
TOLERANCES UNLESS OTHERWISE SPECIFIED:		APVD A.Bird 14 JUN 10
0 PLC	± -	PRODUCT SPEC -
1 PLC	±0.1	APPLICATION SPEC -
2 PLC	±0.01	WEIGHT -
3 PLC	±0.001	CUSTOMER DRAWING
4 PLC	±0.0001	
ANGLES	± -	
MATERIAL -	FINISH -	

Tyco Electronics Tyco Electronics UK Ltd
Bodelwyddan, Denbighshire, LL18 5TZ UK

NAME: GIGABIT ETHERNET MEDIA CONVERTER (UN-MANAGED)
1000Base-LX SINGLEMODE

SIZE: A3 CAGE CODE: DRAWING NO: C=1591022

SCALE: NTS SHEET 1 OF 1 REV F