

# Human Machine Interfaces

IP-RATED AND POWER SWITCHES



*everything starts here.*

**NIKK**  
SWITCHES

# Everything You Need and More

NKK Switches provides reliability, functionality and selection, with innovative switch devices for every application. In addition to a wide range of toggle, rocker, pushbutton and programmable switches including illuminated, non-illuminated, and IP-rated devices you'll find:

- Electrical ratings from logic level to 50A
- IP-rating from IP50 to IP67

## 3D CAD Models:

With a single keystroke, you can download part number-specific 3D switch models directly from NKK's website for free! We have thousands of configurable 3D models to kick-start your designs today!

## Custom Switches and Value-Added Capabilities

If we don't have it, we'll create it. Our expert team works closely with you to develop solutions for your specific applications including laser etching, screen and pad printing, and custom cable and wire assembly.

---

**For every industry, for every environment, and your most innovative applications. Come to NKK Switches.**

---

## Panel Seal Boots

NKK offers a variety of boots compatible with toggles and pushbuttons to seal switches to achieve IP65 rating at the front panel.

PN	AT401 Half Boot	AT402, AT402S Full Boots	AT428 Full Boot	AT4041, AT4042 Full Boots	AT4043 Full Boot	AT4181 Full Boot
<b>Material</b>	 AT401A: Nitrile butadiene rubber AT401H: Ethylene propylene rubber AT401S: Silicone rubber	 Silicone rubber	 Silicone rubber	 Silicone rubber	 Silicone rubber	 Silicone rubber
<b>Color</b>	Black for AT401A Gray for AT401H Black for AT401S	Black, Red, Yellow, Green, and Gray	Black	Black	Black	Black
<b>Bushing</b>	12mm	12mm	M6 or 1/4-40 Thd	M6 or 1/4-40 Thd	12mm	12mm

## IP Code for Degrees of Protection for Enclosures

The IP code is part of the IEC 60529 (EN 60529) standard specifying the degree of protection. The first number designates protection against solid objects or materials (e.g. fingers and dust) and the second number indicates the level of liquid (water) protection.

- IP50 Dust protected but not against water
- IP60 Dust tight but not protected against water
- IP64 Dust tight and protected against splashing water from any direction
- IP65 Dust tight and protected against water jets from any direction
- IP67 Dust tight and protected against effects of temporary immersion

# OLED and LCD Programmable Switches and Displays

SmartSwitch Development Kits and a wide variety of accessories, including splashproof overlays, are available to assist engineers with rapid prototyping.

LCD 36 x 24		<ul style="list-style-type: none"> <li>Product Options: 18</li> <li>Single, Bicolor or RGB Backlight</li> <li>LCD Driver on Board</li> <li>Long Life LCD</li> <li>Flexible Control of Backlight and LCD</li> <li>Up to 3 Lines, 6 Characters Each</li> </ul>	<p><b>Pushbutton:</b> 23.13 x 20.59 x 23 mm</p> <p><b>Compact Pushbutton:</b> 19 x 18 x 23mm</p> <p><b>Display:</b> 17.8 x 17.2 x 9.9 mm</p>	<p><b>Operating Temperature:</b> -20°C to +60°C; -4°F to +140°F</p> <p><b>Mechanical/Electrical Life:</b> 1,000,000 actuations min.</p>
LCD 64 x 32		<ul style="list-style-type: none"> <li>RGB Backlight, 64 Colors, 8 Brightness Levels</li> <li>Controller on Board</li> <li>Control Only 2 or 3 Pins</li> <li>Long Life LCD</li> <li>Easy to Control</li> <li>Up to 4 Lines, 10 Characters Each</li> </ul>	<p><b>Pushbutton:</b> 23.13 x 20.59 x 23 mm</p> <p><b>Compact Pushbutton:</b> 19 x 18 x 23mm</p> <p><b>Display:</b> 17.8 x 17.2 x 9.9 mm</p>	<p><b>Operating Temperature:</b> -15°C to +50°C; +5°F to +122°F</p> <p><b>Mechanical/Electrical Life:</b> 3,000,000 actuations min. 1,000,000 actuations min. (Compact)</p>
OLED COLOR		<ul style="list-style-type: none"> <li>Display Videos</li> <li>65K Colors</li> <li>Sharp Display of Text/Graphics</li> <li>180 Degree Viewing Angle</li> <li>Controller on Board/SPI</li> <li>Up to 6 Lines, 10 Characters Each</li> </ul>	<p><b>Pushbutton:</b> 23.13 x 20.59 x 23 mm</p> <p><b>Display:</b> 17.8 x 17.2 x 9.9 mm</p> <p><b>Pixels:</b> 64RGB x 48</p>	<p><b>Display Life:</b> 60,000 hrs. @ 50cd/m<sup>2</sup> with 40% pixels on 30,000 hrs @100cd/m<sup>2</sup> with 40% pixels on</p> <p><b>Operating Temperature:</b> -20°C to +70°C; -4°F to +158°F</p> <p><b>Mechanical/Electrical Life:</b> 3,000,000 actuations min.</p>
OLED MONO		<ul style="list-style-type: none"> <li>SP3T Momentary</li> <li>IP64 Dust and Water Protection</li> <li>Controller on Board/SPI</li> <li>Largest Display Area</li> <li>180 Degree Viewing Angle</li> <li>Up to 8 Lines, 16 Characters Each</li> </ul>	<p><b>Rocker:</b> 37.9 x 50.7 x 5.6 mm (Above Panel) 37.9 x 50.7 x 14.6 mm (Behind Panel)</p> <p><b>Pixels:</b> 96 x 64 Monochrome</p>	<p><b>Display Life:</b> 52,000 hrs. @ 100cd/m<sup>2</sup> with 30% pixels on</p> <p><b>Operating Temperature:</b> -20°C to +70°C; -4°F to +158°F</p> <p><b>Mechanical/Electrical Life:</b> 1,000,000 actuations min.</p>
DEVELOPMENT KITS		<ul style="list-style-type: none"> <li>Pre-programmed or User-defined</li> <li>Display Custom Programs and Graphics</li> <li>Easy Creation and Testing for Rapid Prototyping</li> <li>RS232 Communication</li> <li>Battery or AC Line Power</li> </ul>	<p><b>LCD 36 x 24 Pushbutton</b> Compact Display</p> <p><b>LCD 64 x 32 Pushbutton</b> Compact Display</p> <p><b>OLED Pushbutton</b> Display</p> <p><b>OLED Rocker</b></p>	<p>IS-DEV KIT-5 IS-DEV KIT-5C IS-DEV KIT-5D IS-DEV KIT-6 IS-DEV KIT-6C IS-DEV KIT-6D IS-DEV KIT-7 IS-DEV KIT-7D IS-DEV KIT-8</p>

## Resistive Touch Screen Products

Non-Glare and Hard Coated Surfaces

- Anti-Newton Ring (ANR) Technology
- Contact Reliability with Connector



Analog



Digital




	Minimum Screen	Maximum Screen	Standard Screen Sizes	Features
5-Wire	10.4	19*	10.4, 12.1, 15	Finger, Glove Finger, Stylus
4-Wire	2.5*	19*	5.7, 6.5, 8.4, 10.4, 12.1, 15	Finger, Glove Finger, Stylus
Digital	2.2*	12.1*	5.7	Finger, Glove Finger, Stylus

Note: Dimensions are in inches

\* Indicates Custom Sizes










<h2 style="color: red;">Toggles</h2>	IP-Rating	Electrical Rating	Operating Temperature	Terminal Options	Mounting Type & Panel Cutout	Size/Features
<p><b>B Series</b></p> 	<p>IP65 Panel Seal Models with A1 Bushing</p>	<p>Logic Level: 0.4VA Max @ 28V AC/DC max</p>	<p>-30 ~ +85°C -22 ~ +185°F</p>	<p>PC</p>	<p>6mm Bushing Cutout: 6mm with Double Flat</p>	<p>Subminiature Antistatic</p>
<p><b>M Series</b></p>   <p>AT401    AT4181 AT402    AT428</p>	<p>IP67 with Bushings D3 D8 B3 L3 L8</p>	<p>Power Level: 6A @ 125V AC; 3A @ 250V AC; 3 ~ 4A @ 30V DC Logic Level: 0.4VA Max @ 28V AC/DC Max</p>	<p>-30 ~ +85°C -22 ~ +185°F</p>	<p>Quick Connect PC Wirewrap Solder Lug</p>	<p>6mm, 1/4-40 Thd or 12mm Bushing Cutouts: 6.5mm with D Flat 12.5mm with D Flat</p>	<p>Miniature Wire Assembly Available</p> 
<p><b>P Series</b></p>   <p>AT401    AT402    AT4181</p>	<p>IP65 with Boots AT401 AT402 AT4181</p>	<p>Power Level: 10A @ 125V AC; 6A @ 250V AC Motor Load: 400W @ 125V AC Lamp Load: 2 ~ 3A @ 125V AC</p>	<p>-10 ~ +85°C +14 ~ +185°F</p>	<p>Quick Connect PC Solder Lug</p>	<p>6mm or 12mm Bushing Cutouts: 6.35mm with Keyway or Locking Ring 12.5mm with Keyway or Locking Ring</p>	<p>Standard Wire Assembly Available</p> 
<p><b>S Series</b></p>   <p>AT401    AT402    AT4181</p>	<p>IP65 with Boots AT401 AT402 AT4181</p>	<p>2 ~ 5A Low Capacity Power Level: 5A @ 125V AC; 2A @ 250V AC; 5A @ 30V DC</p>	<p>-10 ~ +70°C +14 ~ +158°F</p>	<p>Solder Lug</p>	<p>12mm Bushing Cutout: 12.5mm with Keyway</p>	<p>Standard Wire Assembly Available</p> 

**Toggles**

	IP-Rating	Electrical Rating	Operating Temperature	Terminal Options	Mounting Type & Panel Cutout	Size/Features
<p><b>S Series</b></p>  <p>AT401 AT402 AT4181</p>	<p>IP67 Panel Seal Models with AW or AL Bushing for Locking Lever</p>	<p>6 ~ 25A Medium/Medium High Capacity Power Level: 15 ~ 25A @ 125V AC or 30V DC; 6 ~ 25A @ 250V AC Motor Load: 750W @ 125V AC</p>	<p>-10 ~ +70°C +14 ~ +158°F IP-Rated Models: -30 ~ +70°C -22 ~ +158°F</p>	<p>Screw Lug Quick Connect Solder Lug</p>	<p>12mm Bushing Cutout: 12.5mm with D Flat</p>	<p>Standard Wire Assembly Available</p> 
<p><b>S Series</b></p>  <p>AT401</p>	<p>IP65 with AT401 Boot 15 ~ 30A Models Only</p>	<p>15 ~ 50A High Capacity Power Level: 30 ~ 50A @ 125V AC or 30V DC; 15 ~ 30A @ 250V AC; 30A @ 48V DC Motor Load: 400 ~ 750W @ 125V AC</p>	<p>-10 ~ +70°C +14 ~ +158°F</p>	<p>Screw Lug</p>	<p>12mm Bushing Cutout: 12.5mm with or without Keyway</p>	<p>Standard</p> 
<p><b>WT Series</b></p>  <p>AT401 AT4181</p>	<p>Front Panel IP67 Behind Panel IP60 for Screw Lug and Solder Lug Behind Panel IP67 for Wire Lead</p>	<p>Power Level: 10A @ 125V AC; 6A @ 250V AC; 10A @ 30V DC</p>	<p>-30 ~ +70°C -22 ~ +158°F</p>	<p>Screw Lug Wire Lead Solder Lug</p>	<p>12mm Bushing Cutout: 12.5mm with D flat</p>	<p>Standard Wire Assembly Available</p>
<p><b>TL Series</b></p> 	<p>IP65 with AT401P O-ring</p>	<p>Power Level: 6A @ 125V AC; 3A @ 250V AC; 6A @ 12V DC</p>	<p>-10 ~ +55°C +14 ~ +131°F</p>	<p>Solder Lug</p>	<p>12mm Bushing Cutout: 12.5mm with Keyway</p>	<p>Miniature Fully Illuminated Wire Assembly Available</p>

Rockers	IP-Rating	Electrical Rating	Operating Temperature	Terminal Options	Mounting Type & Panel Cutout	Size/Features
<p><b>JWL and JWLW Series</b></p> 	<p>JWL: IP50 with AT4126 Dust Cover JWLW: IP67</p>	<p>Power Level: 16A @ 125/250V AC; 5A @ 72V DC  JWL: TV-8 Rated High Inrush (117A)</p>	<p>JWL: -25 ~ +70°C -13 ~ +158°F  JWLW: -25 ~ +85°C -13 ~ +185°F</p>	<p>Solder Lug .187" (4.75mm) Quick Connect</p>	<p>Snap-in Cutout JWL: 29.5 x 20.5mm Cutout JWLW: 30.7 x 20.5mm</p>	<p>Standard Wire Assembly Available</p> 
<p><b>JMMW Series</b></p> 	<p>IP67</p>	<p>Power Level: 10A @ 125/250V AC; 10A @ 30V DC</p>	<p>-25 ~ +85°C -13 ~ +185°F</p>	<p>Solder Lug .110" (2.8mm) Quick Connect</p>	<p>Snap-in Cutout: 25.0 x 15.4mm</p>	<p>Standard Wire Assembly Available</p> 
<p><b>WR Series</b></p> 	<p>Front Panel IP67  Behind Panel IP60 for Screw Lug, Quick Connect and Solder Lug  Behind Panel IP67 for Wire Lead</p>	<p>Power Level: 15A @ 125/250V AC or 30V DC</p>	<p>-25 ~ +85°C -13 ~ +185°F</p>	<p>Screw Lug Quick Connect Wire Lead Solder Lug</p>	<p>Snap-in Cutout: 34.2 x 17.2mm</p>	<p>Standard Wire Assembly Available</p> 
Rotaries	IP-Rating	Electrical Rating	Operating Temperature	Terminal Options	Mounting Type & Panel Cutout	Size/Features
<p><b>MRB and MRK Series</b></p> 	<p>MRB: IP67 with AT535 O-ring MRK: IP67</p>	<p>Logic Level: 0.4VA max @ 28V AC/DC max</p>	<p>-10 ~ +70°C +14 ~ +158°F</p>	<p>PC</p>	<p>6mm Bushing Cutout: 6.2mm with Double Flat</p>	<p>Miniature</p>
<b>Optional Knobs for Metal Shaft</b>						
<p><b>AT433</b> Plain Black Knob Black with white indicator line</p> 		<p><b>AT4103</b> Small Color Tipped Knob Black with white indicator line</p> 		<p><b>AT4104</b> Large Color Tipped Knob Black with white indicator line</p> 		

## Pushbuttons



	IP-Rating	Electrical Rating	Operating Temperature	Terminal Options	Mounting Type & Panel Cutout	Size/Features
<p><b>MB2000 Series</b></p>  <p>AT4041 AT4042 AT4043</p>	<p>IP67 with Bushings B3 D3</p> <p>IP65 with Boots AT4041 AT4042 AT4043</p>	<p>Power Level: 6A @ 125V AC; 3A @ 250V AC or 30V DC</p> <p>Logic Level: 0.4VA max @ 28V AC/DC max</p>	<p>-30 ~ +85°C -22 ~ +185°F</p>	<p>Quick Connect PC Wirewrap Solder Lug</p>	<p>Bushing Cutouts: 6.5mm without Keyway 12.5mm without Keyway</p>	<p>Miniature Wire Assembly Available</p> 
<p><b>WB Series</b></p>  <p>AT4043</p>	<p>Front Panel IP67</p> <p>Behind Panel IP60 for Screw Lug and Solder Lug</p> <p>Behind Panel IP67 for Wire Lead</p>	<p>Power Level: 6A @ 125V AC or 30V DC; 3A @ 250V AC</p>	<p>-30 ~ +70°C -22 ~ +158°F</p>	<p>Screw Lug Wire Lead Solder Lug</p>	<p>12mm Bushing Cutout: 12.5mm with D flat</p>	<p>Standard Wire Assembly Available</p>
<p><b>LB Series</b></p> 	<p>IP65 Panel Seal Models</p> <p>IP60 with Dust Covers</p> <p>AT4001 AT4002 AT4011</p>	<p>Power Level: 3A @ 125/250V AC or 30V DC</p> <p>Logic Level: 0.4VA max @ 28V AC/DC Max</p>	<p>Nonilluminated: -25 ~ +70°C -13 ~ +158°F</p> <p>Illuminated: -25 ~ +50°C -13 ~ +122°F</p>	<p>Solder Lug .110" (2.8mm) Quick Connect PCB Adaptors Available</p>	<p>Bushing Cutouts Panel Seal: 22.0mm with Keyway Square: 16.2mm Round: 22.0mm Rectangular: 16.2 x 22.4mm with Dust Cover</p>	<p>Standard Incandescent, Neon, LED; LED Spot Illumination Wire Assembly Available</p> 
<p><b>YB Series</b></p> 	<p>IP65 with Panel Seal</p> <p>Bushing Mount</p> <p>IP60 with AT4115 Dust Cover</p>	<p>Power Level: 3A @ 125/250V AC or 30V DC</p> <p>Logic Level: 0.4VA max @ 28V AC/DC max</p>	<p>Nonilluminated: -25 ~ +70°C -13 ~ +158°F</p> <p>Illuminated: -25 ~ +50°C -13 ~ +122°F</p>	<p>Solder Lug .110" (2.8mm) Quick Connect</p>	<p>Bushing Snap-in Cutout: 16.0mm without Keyway</p>	<p>Miniature Round, Square and Rectangular Models LED Illumination Wire Assembly Available</p> 
<p><b>YB2 Series</b></p> 	<p>IP65 Panel Seal Flush Mount</p>	<p>Power Level: 3A @ 125/250V AC or 30V DC</p> <p>Logic Level: 0.4VA max @ 28V AC/DC max</p>	<p>Nonilluminated: -25 ~ +70°C -13 ~ +158°F</p> <p>Illuminated: -25 ~ +50°C -13 ~ +122°F</p>	<p>Solder Lug .110" (2.8mm) Quick Connect</p>	<p>Bushing Cutouts: Round: 22.0mm with Keyway Square: 21.0mm</p>	<p>Standard Round and Square Models LED Illumination Wire Assembly Available</p> 

Toggles	Electrical Rating	Operating Temperature	Terminal Options	Mounting Type & Panel Cutout	Size/Features
<p><b>S821D and S822D</b></p> 	<p>4 ~ 30A DC High Capacity</p> <p>Power Level: 20A @ 125V DC; 15A @ 250V DC; 30A @ 30V or 48V DC; 4A @ 400V DC; (10A @ 400V DC)</p> <p>( ) Capacity due to series Wiring</p>	<p>-10 ~ +70°C +14 ~ +158°F</p>	<p>Screw Lug</p>	<p>12mm Bushing</p> <p>Cutout: 12.5mm Dia, 12.5mm Dia with Locking Ring or Keyway</p>	<p>Standard</p>  <p>30A @ 30V DC, 15A @ 125V DC</p>
Rockers	Electrical Rating	Operating Temperature	Terminal Options	Mounting Type & Panel Cutout	Size/Features
<p><b>CWS Series</b></p> 	<p>Power Level: 6A @ 250V AC</p>	<p>-10 ~ +70°C +14 ~ +158°F</p>	<p>Quick Connect PC Solder Lug</p>	<p>Snap-in</p> <p>Cutout: 19.2 x 12.9mm</p>	<p>Miniature Wire Assembly Available</p> 
<p><b>CWT Series</b></p> 	<p>Power Level: 6A @ 125V AC; 3A @ 250V AC; 4A @ 30V DC</p>	<p>-25 ~ +70°C -13 ~ +158°F</p>	<p>Solder Lug</p>	<p>Snap-in</p> <p>Cutout: 19.2 x 6.8mm</p>	<p>Miniature Wire Assembly Available</p> 
<p><b>P Series</b></p> 	<p>Power Level: 10A @ 125V AC; 6A @ 250V AC</p> <p>Motor Load: 400W @ 125V AC</p> <p>Lamp Load: 2 ~ 3A @ 125V AC</p>	<p>-10 ~ +85°C +14 ~ +185°F</p>	<p>Quick Connect PC Solder Lug</p>	<p>Frame Mount</p> <p>Cutouts: Small Actuator: 17.8 x 10.1mm Large Actuator: 28.5 x 16.0mm</p>	<p>Standard Wire Assembly Available</p> 
<p><b>SW Series</b></p> 	<p>Medium Capacity</p> <p>Power Level: 15 ~ 20A @ 125V AC or 30V DC 6 ~ 10A @ 250V AC</p>	<p>-10 ~ +70°C +14 ~ +158°F</p>	<p>Solder Lug</p>	<p>2-screw Panel or Subpanel Mount</p> <p>Cutout: 28.0 x 14.5mm</p>	<p>Standard Wire Assembly Available</p> 
<p><b>SW Series</b></p> 	<p>High Capacity</p> <p>Power Level: 30A @ 125/250V AC or 30V DC</p>	<p>-10 ~ +70°C +14 ~ +158°F</p>	<p>Screw Lug</p>	<p>2-screw Panel or Subpanel Mount</p> <p>Cutout: 37.0 x 23.0mm</p>	<p>Standard</p> 



Rockers	Electrical Rating	Operating Temperature	Terminal Options	Mounting Type & Panel Cutout	Size/Features
<p><b>SW3821D SW3822D</b></p> 	<p>DC High Capacity</p> <p>Power Level: 20A @ 125V DC; 15A @ 250V DC; 30A @ 30V or 48V DC 4A @ 400V DC; (10A @ 400V DC)</p> <p>( ) Capacity due to Series Wiring</p>	<p>-10 ~ +70°C +14 ~ +158°F</p>	<p>Screw Lug</p>	<p>2-screw Panel or Subpanel Mount</p> <p>Cutout: 37.0 x 23.0mm</p>	<p>Standard</p>  <p>30A @ 30V DC, 15A @ 125V DC</p>
<p><b>CWSB and CWSC Series</b></p> 	<p>Power Level: 9A @ 125V AC 6A @ 250V AC for CWSC Only</p>	<p>CWSB: -20 ~ +85°C -4 ~ +185°F</p> <p>CWSC: -10 ~ +50°C +14 ~ +122°F</p>	<p>CWSB: Solder Lug .187" (4.75mm) Quick Connect</p> <p>CWSC: Solder Lug .110" (2.79mm) Quick Connect</p>	<p>Snap-in</p> <p>Cutout: CWSB or CWSC: 19.2 x 12.9mm</p>	<p>Miniature</p> <p>CWSB: Full Face Neon CWSC: Full Face LED</p> <p>Wire Assembly Available</p> 
<p><b>JWS Series</b></p> 	<p>Power Level: 5 ~ 10A @ 125/250V AC</p>	<p>Nonilluminated: -25 ~ +70°C -13 ~ +158°F</p> <p>Illuminated : -25 ~ +50°C -13 ~ +122°F</p>	<p>Solder Lug .187" (4.75mm) Quick Connect</p>	<p>Snap-in</p> <p>Cutout: 19.2 x 12.9mm</p>	<p>Miniature</p> <p>LED Spot Illumination</p> <p>Wire Assembly Available</p> 
<p><b>LW3021A</b></p> 	<p>Power Level: 20A @ 110V AC</p>	<p>-10 ~ +50°C +14 ~ +122°F</p>	<p>Solder Lug</p>	<p>2-screw Panel or Subpanel Mount</p> <p>Cutout: 28.0 x 14.0mm</p>	<p>Standard/High Capacity</p> <p>Neon Spot Illumination</p> <p>Wire Assembly Available</p>
<p><b>LW Series</b></p> 	<p>Power Level: 10A @ 125V AC; 6A @ 250V AC or 12V DC</p>	<p>-20 ~ +50°C -4 ~ +122°F</p>	<p>Solder Lug</p>	<p>Snap-in</p> <p>Cutout: 32.0 x 19.8mm</p>	<p>Standard/High Capacity</p> <p>Incandescent or Neon Illumination</p> <p>Wire Assembly Available</p>

Pushbuttons	Electrical Rating	Operating Temperature	Terminal Options	Mounting Type & Panel Cutout	Size/Features
<p><b>JPL Series</b></p> 	<p>Power Level: 16A @ 125/250V AC TV-8 Rated High Inrush (117A)</p>	<p>-10 ~ +70°C +14 ~ +158°F</p>	<p>Solder Lug .187" (4.75mm) Quick Connect</p>	<p>Snap-in Cutout: 28.0 x 21.2mm</p>	<p>Standard Wire Assembly Available</p> 
<p><b>JPM Series</b></p> 	<p>Power Level: 10A @ 125/250V AC TV-5 Rated High Inrush (78A)</p>	<p>-10 ~ +70°C +14 ~ +158°F</p>	<p>Solder Lug .187" (4.75mm) Quick Connect</p>	<p>Snap-in Cutout: 28.0 x 21.2mm</p>	<p>Standard Wire Assembly Available</p> 
<p><b>SB Series</b></p> 	<p>Power Level: 3 ~ 15A @ 125V; 1.5 ~ 9A @ 250V AC</p>	<p>-10 ~ +70°C +14 ~ +158°F</p>	<p>Solder Lug</p>	<p>12mm Bushing Cutout: 12.5mm with Keyway</p>	<p>Standard Wire Assembly Available</p> 
<p><b>SCB Series</b></p> 	<p>Power Level: 15A and 0.5HP @ 125/250V AC Lamp Load: 5A @125V AC</p>	<p>-40 ~ +85°C -40 ~ +185°F</p>	<p>Quick Connect</p>	<p>12mm Bushing Cutout: 12.5mm with Keyway</p>	<p>Standard</p> 
<p><b>UB Series</b></p> 	<p>Power Level: 5A @ 125/250V AC; 5A @ 30V DC Logic Level: 0.4VA Max @ 28V AC/ DC Max</p>	<p>Nonilluminated: -20 ~ +70°C -4 ~ +158°F Illuminated: -25 ~ +50°C -13 ~ +122°F</p>	<p>PC Solder Lug</p>	<p>Snap-in Cutouts: Square: 16.2mm Rectangular: 16.2 x 22.4mm</p>	<p>Miniature LED Illumination Wire Assembly Available</p> 
<p><b>UB2 Series</b></p> 	<p>Power Level: 5A @ 125/250V AC or 30V DC Logic Level: 0.4VA max @ 28V AC/ DC max</p>	<p>Nonilluminated: -25 ~ +70°C -13 ~ +158°F Illuminated: -25 ~ +50°C -13 ~ +122°F</p>	<p>PC Solder Lug</p>	<p>Snap-in Cutout: 17.4mm Square</p>	<p>Miniature LED Illumination Wire Assembly Available</p> 

Rotaries	Electrical Rating	Operating Temperature	Terminal Options	Mounting Type & Panel Cutout	Size/Features
<p><b>HS13 and HS16 Series</b></p> 	<p>HS13 Power Level: 6A @ 125V AC; 3A @ 250V AC; 5A @ 30V DC</p> <p>HS16 Power Level: 12A @ 125V AC; 6A @ 250V AC</p>	<p>-10 ~ +70°C +14 ~ +158°F</p>	<p>Solder Lug</p>	<p>10mm Bushing</p> <p>Cutouts: 10.3mm Dia with Keyway 10.5mm Dia with Locking Ring</p>	<p>Standard Wire Assembly Available</p> <p>HS16: </p>
<p><b>PS Series</b></p> 	<p>Power Level: 30A @ 125/250V AC</p>	<p>-10 ~ +70°C +14 ~ +158°F</p>	<p>Screw Lug</p>	<p>10mm Bushing</p> <p>Cutout: 20.0mm Radius without Locking Ring</p>	<p>Standard</p>
<p><b>TS Series</b></p> 	<p>Power Level: 6A @ 125/250V AC</p>	<p>-10 ~ +70°C +14 ~ +158°F</p>	<p>Screw Lug</p>	<p>10mm Bushing</p> <p>Cutouts: 10.3mm Dia with Keyway 10.5mm Dia with Locking Ring</p>	<p>Standard</p>
<p>Optional Knobs for Rotary Switches (Only Models with D Flat Shaft)</p>					
<p><b>AT431</b> Large Rotary Knob Black with white indicator line</p>		<p><b>AT432</b> Small Rotary Knob Black with white indicator line</p>			
Keylocks	Electrical Rating	Operating Temperature	Terminal Options	Mounting Type & Panel Cutout	Size/Features
<p><b>CK Series</b></p> 	<p>High Security</p> <p>Power Level: 3A @ 250V AC</p>	<p>-25 ~ +70°C -13 ~ +158°F</p>	<p>Solder Lug</p>	<p>Bushing</p> <p>Cutout CKM: 16.0mm with Double Flat</p> <p>Cutout CKL: 19.0mm with Double Flat</p>	<p>Standard Wire Assembly Available</p>
<p><b>SK Series</b></p> 	<p>Low and Medium Security</p> <p>Power Level: 1 ~ 3A @ 250V AC</p>	<p>-25 ~ +70°C -13 ~ +158°F</p>	<p>Solder Lug</p>	<p>12mm Bushing</p> <p>Cutout: 12.0mm with Double Flat</p>	<p>Miniature Wire Assembly Available</p> <p></p>



*everything starts here.*

**NIKK**  
SWITCHES

7850 East Gelding Drive  
Scottsdale, Arizona 85260

PHONE 480.991.0942  
TOLL FREE 877.2BUYNKK

[www.nkkswitches.com](http://www.nkkswitches.com)