

For More Information

TE Technical Support Center

North America	+1 800 522 6752
Asia Pacific	+86 0 400 820 6015
Austria	+43 1 905 601 228
Baltic Regions	+46 8 5072 5000
Benelux	+31 73 6246 999
Czech Republic	+420 800 701 462
France	+33 1 34 20 86 86
Germany	+49 6251 133 1999
Hungary	+36 809 874 04
Italy	+39 011 401 2632
Nordic	+46 8 5072 5000
Poland	+48 800 702 309
Russia	+7495 790 790 2
Spain/Portugal	+34 93 2910366
Switzerland	+41 52 633 66 26
United Kingdom	+44 800 267 666

Follow us on Twitter for all the latest product news
@TEConnectivity, and on Facebook, TEConnectivity.

Connect with one of our Subject Matter Experts
at www.DesignSmarterFaster.com

www.te.com/ADM

© 2014 TE Connectivity Ltd. family of companies. All Rights Reserved.

1-1773735-5 ADM/RRD 1M 07/2014

COPALUM, C-Wrap, DEUTSCH, HexaShield, LightCrimp, MiniSeal, RayBraid, RayOLon, RayRim, SolderShield, SolderSleeve, SolderTacts, SOLISTRAND, STRATO-THERM, Tinel, Tinel-Lock, EVERY CONNECTION COUNTS, TE Connectivity and the TE connectivity (logo) are trademarks of the TE Connectivity Ltd. family of companies.

Other products, logos, and company names mentioned herein may be trademarks of their respective owners.

While TE has made every reasonable effort to ensure the accuracy of the information herein, nothing herein constitutes any guarantee that such information is error-free, or any other representation, warranty or guarantee that the information is accurate, correct, reliable or current. The TE entity issuing this publication reserves the right to make any adjustments to the information contained herein at any time without notice. All implied warranties regarding the information contained herein, including, but not limited to, any implied warranties of merchantability or fitness for a particular purpose are expressly disclaimed. The dimensions herein are for reference purposes only and are subject to change without notice. Specifications are subject to change without notice.

Consult TE for the latest dimensions and design specifications.



QUICK REFERENCE GUIDE













Flexible

- Convenient permanent or temporary repairs to restore the harness
- Rugged solutions matched to your application hazards







Fast and Easy

- Complete line for quick, effective field repairs
- Repair conductors, jackets, bundles, shields, and backshells





Wire and Conductor Repair

	Product Family	Description	Standards	Features	Max. Temperature	Temporary / Permanent	Re-Enterable / Re-Workable	Side Entry	Installation Practices & Instructions	Tooling
	MiniSeal Splices D-436-XX	Sealed wire-to-wire crimp splice	SAE AS81824/11	Sealed Immersion resistant 26 thru 12 AWG	150°C	Perm	—	—	RCPS-200-20	AD-1377 Heat gun
	MiniSeal Splices D-200-XX	Sealed wire-to-wire crimp splice	SAE AS81824	High temperature Sealed Immersion resistant 26 thru 12 AWG	200°C	Perm	—	—	RCPS-200-20	AD-1377 Heat gun
	In-Line Sealed Crimp Splices W-096-XX	Sealed wire-to-wire crimp/solder splice	EN3373-001 & 013	High temperature Immersion resistant 26 thru 12 AWG	260°C	Perm	—	—	RPIP-685-00	AS-1377-S Heat gun
	Solder Sleeve Shield Terminators S-200-XX	Silver/nickel braid termination	SAE AS83519 (modified for 200°C)	High temperature Seals to PTFE	200°C	Perm	—	—	RCPS-100-71	Heat gun
	Solder Sleeve Splices D-1744-XX	Sealed wire-to-wire solder splice	NAS 1744	Sealed Immersion resistant 26 thru 12 AWG	150°C	Perm	—	—	RPIP-850-00	Heat gun
	RF One-Step Connectors RBD-XX-X-XX RTD-XX-X-XX	Solder termination	Meets performance requirements of MIL-C-39012 up to 2.8 GHz	Excellent strain relief Sealed	150°C	Perm	v	—	RPIP-683-00	Heat gun
	Data Bus Splice Kit D-150-0708-5		MIL-STD-1553b Data Bus USAF 8340708	Sealed EMI resistant	150°C	Perm	—	—	RPIP-600-12	AD-1377 Heat gun
	SolderShield Splices D-150-0XXX	Shielded splice for coax and twisted pairs		Sealed EMI resistant	150°C	Perm	—	—	RCPS-150-02	AD-1377 Heat gun
	SolderShield Splices D-155-XXXX	Shield-only splice		Sealed EMI resistant	150°C	Perm	—	—	c/w drawing	Heat gun
	Cold Applied Splices D-436-3X-COLD	Gel sealed in-line butt crimp	SAE AS81824/12	Sealed Altitude immersion No heat gun required 26 thru 12 AWG	150°C	Perm	—	—	RPIP-1102	AD-1381-1
	C-Wrap Repair Sleeves D-150-C-1X	Jacket repair wrap	SAE AS6224/1 pending	Sealed 26 thru 12 AWG	150°C	Perm	—	✓	RPIP-1101	Heat gun M81969/8 removal tool
	SolderTacts Coax Contacts D-602-0140 Pin D-602-0141 Socket	One-piece solder contact	MIL-DTL-38999 Series I thru IV M39029/76 and 77	Unsealed	150°C	Perm	—	✓	ES61226	Heat gun AD-1565 fixture
	DEUTSCH Crimp Contacts 38943-2238941-22	Crimp Contact (Size 22)	M39029/56-348 Socket M39029/58-360 Pin MIL-DTL-38999 Series I thru IV M39029/56 & 59	Unsealed	125°C	Perm	—	—	Crimp tool specific	Crimp tool
	SOLISTRAND Splices	Butt or inline crimp splice	MIL-T-7928 T Type 1, Class 1 & 2	Unsealed 26 thru 2 AWG 1/0 AWG thru 600 MCM	170°C	Perm	—	—	Crimp tool specific	Various crimp
	STRATO-THERM Splices	High-temp splice		Unsealed 22 thru 10 AWG	649°C	Perm	—	—	Crimp tool specific	Various crimp
	COPALUM Splices	Butt or inline crimp splice for copper or aluminum		Unsealed Dry crimp 8 thru 3/0 AWG aluminum 10 thru 2/0 AWG copper	150°C	Perm	—	—	Crimp tool specific	Various crimp
	LightCrimp Fiber Optic Splices	Fiber-optic field splice 250/ 900 um buffered fiber 1.8/2.0 mm jacket		Sealed	70°C	Perm	—	—	408-10193	Kit











Bundle and Shield Repair

	Product Family	Description	Standards	Features	Max. Temperature	Temporary / Permanent	Re-Enterable / Re-Workable	Side Entry	Installation Practices & Instructions	Tooling
	High-Shrink-Ratio Tubing RP-4800-XX	4:1 shrink ratio	VDE 0341 PT 9005 Part A SAE AMS-DTL-23053/5	High temperature Sealed & Unsealed	135°C	Perm	✓	—	COP551	Heat gun
	High-Shrink-Ratio Flexible Tubing HRHF-XX	5.5:1 shrink ratio		High temperature Sealed & Unsealed	135°C	Perm	✓	—	COP551	Heat gun
	High-Shrink-Ratio Tubing HRHT-XX	5.5:1 shrink ratio	SAE AMS-DTL-23053/15 (except some sizes)	High temperature Sealed & Unsealed	135°C	Perm	✓	—	COP551	Heat gun
	Ultra-High-Shrink-Ratio Tubing URHT-XX	Up to 8:1 shrink ratio	UL E85381	High temperature Sealed & Unsealed	135°C	Perm	✓	—	COP551	Heat gun
	RayOLon Roll-On Sealing Sleeves LNCL-XX-XXX	Roll-on sleeve		Reusable Nonshrink Gel strips for sealing NSN listed	70°C	Perm & Temp	✓	—	TUS-41-3007	—
	RayRim Edging Material	Protective, self-adhering edging profile		Edge protection	80°C	Perm	✓	✓	PIP-067	Heat gun
	Side-Entry Bushing SEB-XX	Coiled bushing	SAE AMS-DTL-23052/10 MIL-PRF-46846 Type II Class 1	Side entry	180°C	Perm	✓	✓	N/A	—
	RayBraid Tubular Copper Braid Ray101-XX (tin plated) Ray103-XX (nickel plated)	Copper braid over plastic former		Pull on Add heat shrink tubing for sealing Alternative to braiding machine	150°C 200°C	Perm	✓	No: sleeve Yes: tape wrap in flat form	COP361	—
	Electrical Shielding Tape 000W280	Shielded gauze tape		Tinned copper Wrapping transitions	150°C 200°C	Perm	✓	✓	—	—
	Lacing Cord (Not by TE)	Nomex aramid filament		Securing and spot tying wire bundles and shields Alternate to solder at shield over laps	260°C	Perm	✓	✓	IPC/WHMA-A-620, 14.1 & 14.2	Scissors

Backshell Terminations

	Product Family	Description	Standards	Features	Max. Temperature	Temporary / Permanent	Re-Enterable / Re-Workable	Side Entry	Installation Practices & Instructions	Tooling
	Wrap-Around Heat-Shrink Boot 209W2XX-XX	Zipper termination spine Allows repair when there is no access to end of harness			200°C	Perm	—	✓		Heat gun
	Tinel-Lock Splice TXS51-XX	Split metal ferrule, for bandstrap shield splice		Two piece Midpoint shield butt splice	150°C to 200°C	Perm	✓	✓		Banding tool
	Tinel-Lock Splice TSR-XX	Metal ferrule for Tinel shield splice		Midpoint shield butt splice	150°C to 200°C	Perm	✓	—		Tinel heat tool
	HexaShield Adapters Hex-XX....	Metal ferrule individual shield terminations		Overall shield termination	150°C to 200°C	Perm	✓	—		Torque tool
	Bandstrap BND-1225S	Steel straps, nickel or cadmium plated		Easy replacement of shield termination	150°C to 200°C	Perm	✓	✓		Banding tool
	Side-Entry Tinel Ring SETR-XX	Split Tinel Ring shield termination		Notch engagement Easy replacement of Tinel Ring	150°C to 200°C	Perm	✓	✓		Tinel heat tool

Jacket Repair

	Product Family	Description	Standards	Features	Max. Temperature	Temporary / Permanent	Re-Enterable / Re-Workable	Side Entry	Installation Practices & Instructions	Tooling
	High-Temp Heat-Shrink Tape RT-555-TX.X-A260-XX	High-temperature, side-entry, shrinkable repair tape	RT-1381	High temperature Sealed Fluids resistant Altitude immersion Moderate peel strength	200°C	Perm	✓	✓	TUS-41-3032	Heat gun PTFE tape
	Self-Amalgamating Tape S-1081	Bonds to itself	RK-6019	Supplement with adhesive at ends for sealing	130°C	Perm & Temp	✓	✓	ELE-3COP-606 c/w data sheet HSL#04146	Heat gun
	Silicone Fusion Tape 608036			High temperature sealing Low peel Supplement with heat shrink tubing for mechanical protection	200°C	Temp	✓	✓	408-9716	N/A
	Chemical- and Abrasion-Resistant Heat-Shrink Tubing DR-25	2:1 shrink ratio	SAE AMS-DTL-23053/16 VG95343 Part 5 Type D DEF STAN 59-97 Issue 3	Sealing, strain-relief Mechanical protection Supplement with adhesive	150°C	Perm	✓	—	ELE-3COP-551 PIP-068 COP551TUS-41-3024	Heat gun
	High-Temperature Heat-Shrink Tubing RT-555-XX	2:1 shrink ratio	RT-555	High temp Mechanical protection Supplement with adhesive	200°C	Perm	✓	—	ELE-3COP-551	Heat gun
	Semiflexible Dual-Wall Heat-Shrink Tubing HTAT-XX	4:1 shrink ratio Hotmelt adhesive	SAE AMS-DTL-23053/16	Sealing, strain-relief	125°C	✓	✓	No	COP610	Heat gun
	Heat-Shrink Molded Parts AT-099-XX	2:1 shrink ratio Elastomer sleeve		Sealing, strain-relief Heat-activated epoxy adhesive Refurbish back-shell Anti-rotation	150°C	Perm	✓	—	COP554	Heat gun
	Helical Convolex Conduit Tubing HCTE	High temperature, fluid resistant Conduit, nonheat shrink	VG96936 Part 6 RT-1162	High temp Impact protection Flexing Supplement with shrink boots Supplement with adhesive	200°C	Perm	✓	—	COP566	N/A
	COPALUM Splice Cover RT555-XXX-YYY-A260	High-temperature, heat-shrinkable, fluid-resistant sealing sleeves	FAR Part 25 FAA Standard	Sealed, high temp	200°C	✓	✓	No	TUS-41-3026	Heat gun
	Wrap-Around Marker WM-SCE	Wrap around heat-shrink identification marker		Adhesive lined Harness marking Any difficult to access area	135°C	✓	✓	✓	411-121004	Heat gun PTFE tape Thermal printer
	PTFE Tape (Not by TE)	Temporary installation aid for assisting with install of wrap-around products during shrinking and sealing		Fixturing	200°C	Temp	—	✓	—	Scissors
	Epoxy Adhesive S-1125	Two-component liquid Sealing and mechanical bonding		Flexibility Potting High peel strength Room temp cure, no oven required	150°C	Perm	—	✓	COP604	N/A
	Hotmelt Adhesive Tape S-1048	Sealing and mechanical bonding		Flexibility High peel strength No curing Heat gun set Re-workable	120°C	Perm	✓	✓	COP607	Heat gun
	Conductive Epoxy S-1184 (Not safety approved for USA)	Two-component liquid Sealing and mechanical bonding		Flexibility, Potting, Braid shield termination Low electrical resistance No heat, no solder, no clamping Supplement with structural/ sealing epoxy Caution with shelf life & storage	150°C	Perm	—	✓	COP522 COP505	N/A
	Shrink Tape T-DR-25	No adhesive Sealing and mechanical bonding		Flexibility Mechanical protection Nonself-amalgamating Supplement with adhesive for sealing and bonding	135°C	Perm	—	✓	TDR25INSTALL	Heat gun