

# 780-001 "Marshal Bean" Protective Rubber Cover for Circular Plug Connectors

**780-001-16 G 12 - 03 C**

Product Series \_\_\_\_\_

Basic Number \_\_\_\_\_

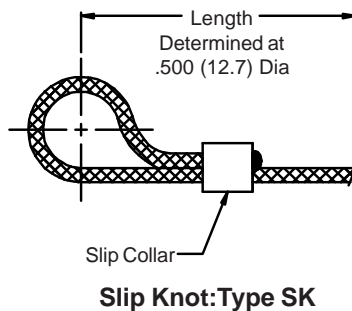

Shell Size (Table I) \_\_\_\_\_

Attachment Rope  
G = Nylon Rope  
(Omit for None) \_\_\_\_\_

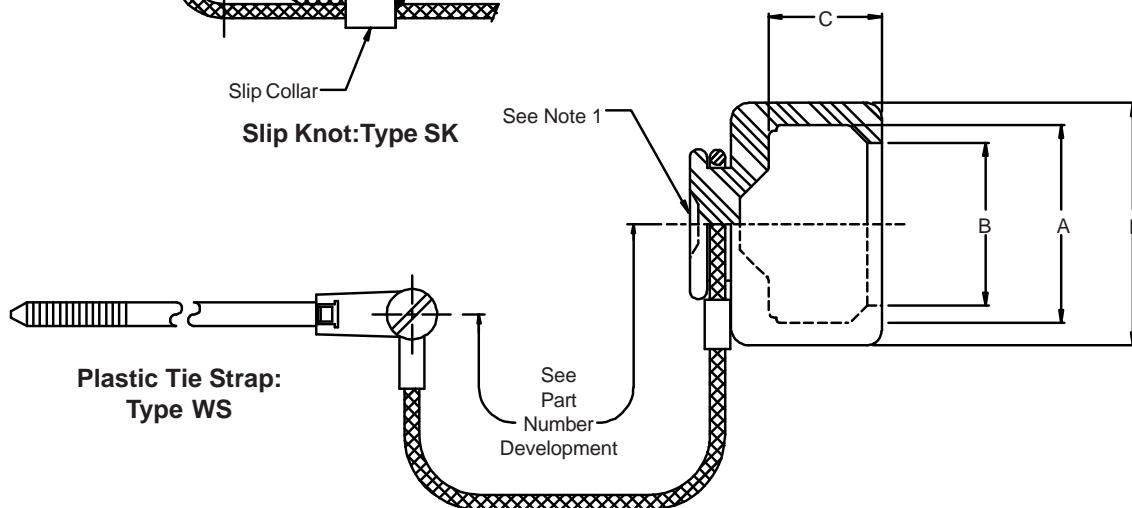
C = Conductive  
(Omit for Standard)

Attachment Type (Table II) \_\_\_\_\_

Attachment Length in Inches  
(± .250 [6.35] Inch) \_\_\_\_\_



*"To Protect  
and to Serve"*



### NOTES:

1. Cover identified in area shown.
2. Metric dimensions (mm) are indicated in parentheses.
3. This series of covers is similar to Bean Rubber Mfg. Co. BP Series, Same Dash Number, i.e.: BP-16-WC equivalent to 780-001-16G12-09.
4. Material/Finish: Cover - Neoprene/N.A.; Attachment - Nylon Cord/N.A.; Lanyard, Screw and Locknut - Cres/Passivated; Slip Bushing - Kynar/N.A.

# 780-001 "Marshal Bean" Protective Rubber Cover for Circular Plug Connectors



Miscellaneous  
Accessories

**TABLE I: SHELL SIZE**

Shell Size	A Dia	B Dia	C Dim	D Dia
07	.440 (11.2)	.380 (9.7)	1.000 (25.4)	1.250 (31.8)
08	.780 (19.8)	.560 (14.2)	1.000 (25.4)	1.150 (29.2)
09	.850 (21.6)	.650 (16.5)	1.000 (25.4)	1.250 (31.8)
10	.890 (22.6)	.680 (17.3)	1.000 (25.4)	1.250 (31.8)
11	1.050 (26.7)	.830 (21.1)	1.000 (25.4)	1.560 (39.6)
12	1.060 (26.9)	.840 (21.3)	1.000 (25.4)	1.560 (39.6)
13	1.220 (31.0)	1.000 (25.4)	1.000 (25.4)	1.680 (42.7)
14	1.180 (30.0)	.960 (24.4)	1.000 (25.4)	1.680 (42.7)
15	1.350 (34.3)	1.130 (28.7)	1.000 (25.4)	1.810 (46.0)
16	1.310 (33.3)	1.090 (27.7)	1.000 (25.4)	1.810 (46.0)
17	1.480 (37.6)	1.260 (32.0)	1.000 (25.4)	2.040 (51.8)
18	1.420 (36.1)	1.170 (29.7)	1.000 (25.4)	2.040 (51.8)
19	1.580 (40.1)	1.360 (34.5)	1.250 (31.8)	2.180 (55.4)
20	1.560 (39.6)	1.340 (34.0)	1.250 (31.8)	2.180 (55.4)
21	1.710 (43.4)	1.490 (37.9)	1.250 (31.8)	2.310 (58.7)
22	1.680 (42.7)	1.440 (36.6)	1.250 (31.8)	2.310 (58.7)
23	1.830 (46.5)	1.610 (40.9)	1.250 (31.8)	2.430 (61.7)
24	1.800 (45.7)	1.590 (40.4)	1.250 (31.8)	2.430 (61.7)
25	1.960 (49.8)	1.740 (44.2)	1.250 (31.8)	2.680 (68.1)
26	1.900 (48.3)	1.730 (43.9)	1.250 (31.8)	2.680 (68.1)
27	2.160 (54.9)	1.750 (44.5)	1.250 (31.8)	2.680 (68.1)
28	2.060 (52.3)	1.840 (46.7)	1.250 (31.8)	2.680 (68.1)
32	2.310 (58.7)	2.130 (54.1)	1.250 (31.8)	2.980 (75.7)
36	2.560 (65.0)	2.320 (58.9)	1.250 (31.8)	3.180 (80.8)
37	2.810 (71.4)	2.320 (58.9)	1.250 (31.8)	3.180 (80.8)
38	2.760 (70.1)	2.500 (63.5)	1.250 (31.8)	3.200 (81.3)
40	2.810 (71.4)	2.580 (65.5)	1.250 (31.8)	3.480 (88.4)
44	3.060 (77.7)	2.840 (72.1)	1.560 (39.6)	3.580 (90.9)
48	3.310 (84.1)	3.090 (78.5)	1.560 (39.6)	3.870 (98.3)
50	3.000 (76.2)	2.870 (72.9)	1.560 (39.6)	3.570 (90.7)
52	3.750 (95.3)	3.460 (87.9)	1.300 (33.0)	4.270 (108.5)
-SADWG	.430 (10.9)	.360 (9.1)	.430 (10.9)	.750 (19.1)

**TABLE II:  
ATTACHMENT  
TYPE**

Dash No.	E Dia ±.010 (0.3)
00	No Terminal
01	.140 (3.6)
02	.182 (4.6)
03	.191 (4.9)
04	.197 (5.0)
05	.167 (4.2)
06	.125 (3.2)
07	.218 (5.5)
09	.156 (4.0)
WS	With Strap
SK	Slip Knot

Metric dimensions (mm) are indicated in parentheses.

**CONNECTOR APPLICATION REFERENCE**

Shell Size	MIL-DTL-5015	MIL-C-26482 Series I & II	MIL-DTL-38999 Series I	MIL-DTL-38999 Series II	MIL-DTL-38999 Series III	MIL-DTL-83723 Series III Bayonet	MIL-DTL-83723 Series III Threaded	MIL-C-81511 Series I, II, III & IV	MIL-C-28840
08		8		8		8	8		
09	8, 8S							8	
10		10	9	10	9	10	10		
11	10S, 10SL		11		11			10	A (11)
12	12, 12S	12		12		12	12		
13								14	
14	14, 14S	14	13	14	13	14	14		B (13)
15	18							16	
16	16, 16S	16	15	16	15	16	16		C (15)
17	20							18	
18		18	17	18	17	18	18		D (17)
19	22								
20		20	19	20	19	20	20		E (19)
21	24								F (23)
22		22	21	22	21	22	22	20	
23									G (25)
24		24	23	24	23	24	24	22	
25	28								
26			25		25			24	
27									H (29)
32	32								J (33)
36	36								
38	40								
48	48								
50	44								